





## CentraCare Laboratory Services

### Specimen Referral Center Sample Handling Guide

REFERRAL TESTING- Indicated by MY in specimen access number.	CONTAINER TO BE SENT												
<ul style="list-style-type: none"> <li>Use for all serum/plasma samples not performed at the SCH site.</li> <li>Use amber 6 ml aliquot tube for light protected samples.</li> <li>One tube per reference test. (Exception: Allergen testing can be combined in one tube.)</li> <li>½ ml minimum for most individual tests. Tests listed below are common tests that take more than ½ ml.</li> </ul> <table border="1" style="width: 100%; text-align: center; margin: 10px 0;"> <tr> <td style="padding: 2px;"><b>MGMR (2.0ML)</b></td> <td style="padding: 2px;"><b>PAVAL (2.0ML)</b></td> <td style="padding: 2px;"><b>HCVQN (0.8ML)</b></td> <td style="padding: 2px;"><b>TGRP (1.0ML)</b></td> </tr> <tr> <td style="padding: 2px;"><b>CTDC (0.7ML)</b></td> <td style="padding: 2px;"><b>CRY_S (3ML)</b></td> <td style="padding: 2px;"><b>QUAD (1.0ML)</b></td> <td style="padding: 2px;"><b>DHVD (1.2ML)</b></td> </tr> <tr> <td style="padding: 2px;"><b>TICKS (1.0ML)</b></td> <td style="padding: 2px;"><b>VALPG (1.0ML)</b></td> <td style="padding: 2px;"><b>PNTFT (1.0ML)</b></td> <td style="padding: 2px;"><b>FMYO3 (4ML)</b></td> </tr> </table> <ul style="list-style-type: none"> <li>Please reference CCLS Test Catalog, EPIC BEAKER Procedure Catalog, or Mayo Test Catalog for more information on specimen requirements.</li> </ul>	<b>MGMR (2.0ML)</b>	<b>PAVAL (2.0ML)</b>	<b>HCVQN (0.8ML)</b>	<b>TGRP (1.0ML)</b>	<b>CTDC (0.7ML)</b>	<b>CRY_S (3ML)</b>	<b>QUAD (1.0ML)</b>	<b>DHVD (1.2ML)</b>	<b>TICKS (1.0ML)</b>	<b>VALPG (1.0ML)</b>	<b>PNTFT (1.0ML)</b>	<b>FMYO3 (4ML)</b>	 <p style="margin-top: 5px;">Mayo aliquot tubes</p>
<b>MGMR (2.0ML)</b>	<b>PAVAL (2.0ML)</b>	<b>HCVQN (0.8ML)</b>	<b>TGRP (1.0ML)</b>										
<b>CTDC (0.7ML)</b>	<b>CRY_S (3ML)</b>	<b>QUAD (1.0ML)</b>	<b>DHVD (1.2ML)</b>										
<b>TICKS (1.0ML)</b>	<b>VALPG (1.0ML)</b>	<b>PNTFT (1.0ML)</b>	<b>FMYO3 (4ML)</b>										
<ul style="list-style-type: none"> <li>Serum Metals: Collect in a metal free “no additive” serum tube. Aliquot serum- <b>do not</b> use a pipette- into Mayo “metal free” plastic tube to the right.</li> <li>All whole blood heavy metal testing should be sent in the primary metal-free EDTA collection tube shown on the left.</li> </ul>	 <p style="margin-top: 5px;">Whole blood – Serum</p>												
<ul style="list-style-type: none"> <li>Used for most reference urine tests. Below are exceptions that require a higher volume to be sent.</li> </ul>	 <p style="margin-top: 5px;">10ml Urine tube</p>												
<ul style="list-style-type: none"> <li>Used for high volume urine testing. Common tests include:</li> </ul> <table border="1" style="width: 100%; text-align: center; margin: 10px 0;"> <tr> <td style="padding: 2px;"><b>MPSU (60ML &amp; 5ML)</b></td> <td style="padding: 2px;"><b>EPU (60ML &amp; 5ML)</b></td> <td style="padding: 2px;"><b>REPU (60ML &amp; 5ML)</b></td> </tr> <tr> <td style="padding: 2px;"><b>PBGU (AMBER)</b></td> <td style="padding: 2px;"><b>RMPSU (60ML &amp; 5ML)</b></td> <td style="padding: 2px;"><b>PQNU (AMBER)</b></td> </tr> </table>	<b>MPSU (60ML &amp; 5ML)</b>	<b>EPU (60ML &amp; 5ML)</b>	<b>REPU (60ML &amp; 5ML)</b>	<b>PBGU (AMBER)</b>	<b>RMPSU (60ML &amp; 5ML)</b>	<b>PQNU (AMBER)</b>							
<b>MPSU (60ML &amp; 5ML)</b>	<b>EPU (60ML &amp; 5ML)</b>	<b>REPU (60ML &amp; 5ML)</b>											
<b>PBGU (AMBER)</b>	<b>RMPSU (60ML &amp; 5ML)</b>	<b>PQNU (AMBER)</b>											
BARCODE PLACEMENT	EXAMPLE												
<ul style="list-style-type: none"> <li>With the cap in the left hand, place barcode to read from left to right. You must also indicate what the sample is, i.e., serum, EDTA plasma, etc. You must also initial the label whenever relabeling.</li> </ul>	